



HIDDEN OAKS GOLF COURSE

1270 W. Monroe Rd.
St. Louis, MI 48880
(989) 681-3404
www.golfhiddenoaks.com

Designed & Produced By:
©2016 BENCH CRAFT COMPANY
P.O. Box 6343 • Portland, OR 97228
800.824.8311 • benchcraftcompany.com
Printed in the USA. All rights reserved.

HIDDEN OAKS GOLF COURSE



HIDDEN OAKS GOLF COURSE

OFFICIAL COURSE GUIDE

SARAH'S LAW FIRM

YOUR LAWYERS FOR LIFE

989-567-2100

SARAHSLAWFIRM.COM

SARAH OSTAFOWSKI
Founding Attorney

OFFICES IN ALMA AND SHEPHERD

SHEPHERD- 246 W. WRIGHT AVENUE, SHEPHERD, MI 48883

ALMA- 525 W. WARWICK DRIVE, SUITE B, ALMA, MI 48801

Welcome to

HIDDEN OAKS GOLF COURSE



HIDDEN OAKS
GOLF COURSE

Hidden Oaks Golf Course is a must play for every golf enthusiast. Renowned golf course architect Jerry Matthews created a masterpiece on 265 acres of wooded terrain and natural wetlands. Hidden Oaks is a beautiful, natural course that challenges golfers of all skill levels. Discover this outstanding course hidden among the oaks of Central Michigan.

Designed by golf course architects Bruce Matthews Sr. and his son Jerry Matthews, the once named Edgewood Hills Golf Course opened in 1970, offering 9 championship caliber holes to the public. In 1999 Jerry Matthews returned to design the added expansion turning the course into 18 holes and changing the name to Hidden Oaks Golf Course.

Hidden Oaks is locally owned and operated by Aaron, Heather & Grant Mills. As life long residents of Gratiot County Aaron and Heather are active in the course operations and have been playing there for over 20 years before they purchased it. Plan on being greeted by Heather in the clubhouse and if you need to find Aaron or Grant they will be on mowers keeping the course in top condition for you! The Mills take pride in their agricultural background and proudly serve their own farm fresh raised beef in their delicious hamburgers, chili, sloppy joes & more! When the sun is out plan on enjoying a great view of our opening hole on our outdoor patio and when the sun goes down you can sit under the shade tree by the fire pit. A great destination for all to enjoy! Hidden Oaks Golf Course is a true hidden treasure that will challenge your skills but reward you with fast greens and friendly service.



READING THE GREEN

Putting is the downfall of many otherwise great golfers. One thing that commonly trips people up is the grain of the green. The grain refers to the direction that the grass is growing, generally towards the setting sun. Once you are on the green take a look at your ball and the surrounding grass. Move in a circle around your ball until you notice the grass looks shinier or lighter behind your ball; this indicates you are looking in the direction of the grain.

When putting against the grain your ball will move an average of 25-50% slower; with the grain, that much faster; and across the grain (neither with or against but rather at an angle) your ball is likely to veer to the side regardless of the slope of the green. Although it may take some practice, learning the grain of a green before you putt is sure to take a stroke or two off your final score.



USING THIS BOOK

Before you start your next round of golf take a moment to look through this yardage book. Pay attention to the hazards, playing tips, and basic yardage information to help yourself get a feel for the course. When you go to play each hole review the playing tip for helpful hints.


Look for landmarks like trees, bunkers, or curves in the fairway to align your shots with and reference the yardage measurements as a tool to help you decide which clubs will be best to use. As you play the hole, you can make notes on the pages of this book for yourself. Next time you come to play our course, you will have a personalized guide to playing your best!

● 000 ○ 000 ● 000
PAR 0 HANDICAP 0 / 0

Indicates the distance from each tee to the center of the green.

MAP KEY





Hole No.

ONE

This opening hole is a demanding 403 yard par 4. Guarded by water on the left and trees on the right, it requires an accurate tee shot to find the fairway. Once you find the fairway a long hitter will be left with 120-130 yards into a slightly elevated green. The green slopes from back to front and is guarded by bunkers on each side.

● 308 ● 350 ○ 403 ● 422

PAR 4 HANDICAP 3 / 9

1



GREEN DEPTH



Retiring soon? Let's talk.




Sarah K Foster
Financial Advisor

320 E Superior St
Alma, MI 48801
989-466-6669
www.edwardjones.com

Edward Jones
MAKING SENSE OF INVESTING

Member SIPC



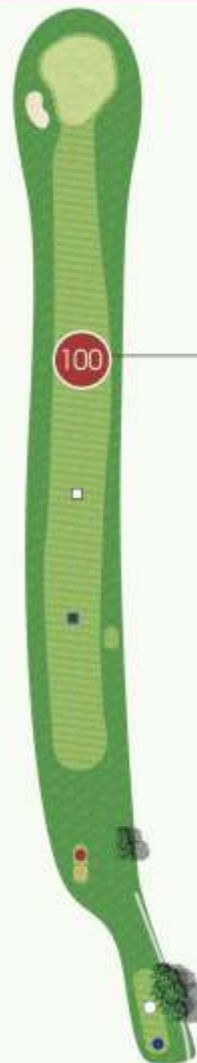
Hole No.

TWO

At first glance the second hole may look like an easy birdie, but be careful. An errant tee shot to the right will surely find the pond that guards the right side of the fairway. Once off the tee and about 140 yards out you will approach our largest green on the front nine. Hitting the green in regulation doesn't always mean birdie, this green requires accurate placement or you may find yourself with a 40' plus putt.

• 307 • 312 • 369 • 383

PAR 4 HANDICAP 13 / 7



- 207
- 212
- 269
- 283



GREEN DEPTH



Droptine
Archery & Outdoors

A full service Pro-Shop with multiple experienced staff able to handle any archery needs you may have.



Indoor Ranges Available
All Year Round

Call us today or visit us online at:
989-681-0555
www.droptine-archery.com

324 N State St., Alma, MI 48801



Hole No.

THREE

A 207 yard par 3 with water just in front of the tee box sets up this challenging par 3 hole, demanding to say the least. An accurate tee shot is a must, with out of bounds on the left and bunkers guarding left and right sides of this green. The best misses are short and in front of the elevated green. Good Luck!

Commercial • Agricultural • Residential • Industrial



C & R Electric, LLC

Tim Sponseller
989.828.4020

6960 E. Blanchard Rd. | Shepherd, MI 48883
5008 W. Lincoln Rd. | Alma, MI 48801

• 107 • 142 • 207 • 218


PAR 3 HANDICAP 5 / 15

3



GREEN DEPTH





Hole No.

FOUR

This is our signature hole on the front 9. This 390 yard par 4 from the white tees has it all. The tee shot must avoid the run of pine trees on the right side that separates holes 4 and 5. There is no easier path on the left either, with out of bounds and scattered trees that are sure to be a problem. Once you have found the fairway, you are left with another uphill shot with more bunkers to navigate! Due to the fact that the tee shot is a blind shot we ask that you ring the BELL to signal players when it is safe to hit.

**Mackenzie's
Party Store**
989-463-3362
7890 N Alger Rd | Alma, MI 48801

● 296 ● 330 ○ 390 ● 402


PAR 4 HANDICAP 1 / 5

4



GREEN DEPTH





Hole No.

FIVE

A straight forward par 4 with one of our most difficult greens awaits you at this hole. Don't forget to avoid those pine trees once again that now are on your right. A generous landing area awaits if you find the fairway. The green is a sloping right to left challenge that requires focus and a delicate touch.

• 287 • 305 • 375 • 387

PAR 4 HANDICAP 9 / 11

5




GREEN DEPTH



Weatherby's Plumbing & Heating, LLC



Ryan Weatherby
Master Plumber
HVAC Contractor
Licensed Boiler Installer
1120 E. Superior • Alma, MI 48801
weatherbysph@yahoo.com
989-463-5746



Hole No.

SIX

The first par 5 with a dog leg left. From the tee box you will notice out of bounds on the left but if you are up for a challenge and can shape your shot it is a great angle to play. Aim for the 200 yard marker at the bottom of the hill and you're sitting in the middle of the fairway with a chance at birdie. The pond sits at right side of the fairway but seldom comes into play. Hit away on your second shot and you may be looking an eagle opportunity.



*"Come for the food,
stay for the Craic."*

223 N. Mill Street
Saint Louis, MI
(989) 710-0931
M-Sat. at 11:00 a.m.
Sun at 1:00 p.m.

● 382 ● 429 ○ 469 ● 479


PAR 5 HANDICAP 17 / 1

6



GREEN DEPTH





Hole No.

SEVEN

The seventh hole is one of, if not the most, demanding hole off the tee. With a tight fairway that has vast amounts of trees on the right, and an out of bounds that shapes the hole into a dog leg right, play this tee shot smart. Once around the bend you have a straight shot into an elevated, but not too difficult green. Watch out for the deep bunker on the left, and the close out of bounds behind the green. The best layup shot here is always short and center/right.

• 293 • 328 • 376 • 387

PAR 4 HANDICAP 7 / 3

7



GREEN DEPTH



Bring This Ad In & Get 15%OFF Gift Items Only.
Free Gift Wrapping Available.

989-463-3333

123 E. SUPERIOR ST. ALMA, MI 48801



Hole No.

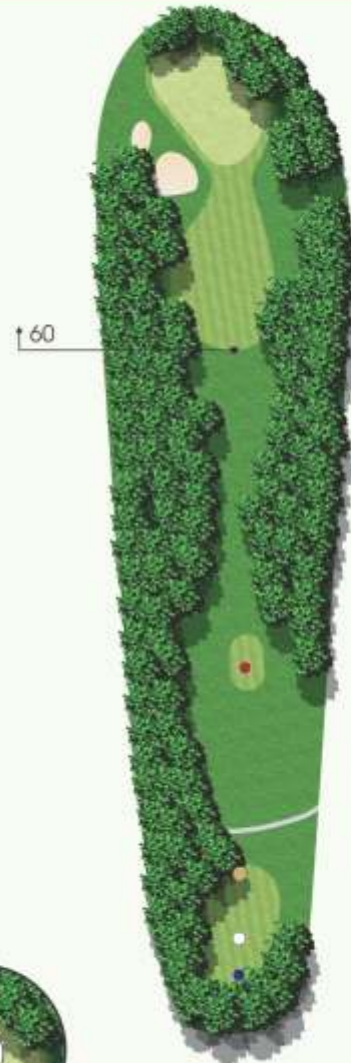
EIGHT

This hole is pretty straight forward as far as par 3's go. 170 yards off the tee, with a slight raise in elevation from the fairway. A large green makes this an easy target to hit. Sand traps surround the green, but don't come into play that often.

● 118 ● 145 ○ 170 ● 178


PAR 3 HANDICAP 15 / 17

8




GREEN DEPTH






SARAH'S LAW FIRM
YOUR LAWYERS FOR LIFE
989-567-2100
SARAHSLAWFIRM.COM



SARAH J. OSTAHOWSKI
Founding Attorney

OFFICES IN ALMA AND SHEPHERD
SHEPHERD- 246 W. WRIGHT AVENUE, SHEPHERD, MI 48883
ALMA- 525 W. WARWICK DRIVE, SUITE B, ALMA, MI 48801



Hole No.

NINE

The second par 5 of the front 9, this hole is a challenge to end on. With trees on the left and right of the tee box, and a large pond running the length of the out of bounds on the left a good miss here is right, but the same trees that ran along the right of hole 1 also run along the right of this hole, so be careful. A dip in front of the green makes for a hard up and down if you come up short in front of the green. Steep Sand traps rest at both sides of the green, so if you can't get there in two it's best to lay up to make sure you can hit the green in regulation.

LIC #2101205251

989.600.0256



A & S GENERAL CONTRACTING INC

Specializing in:

Custom Built Homes • Additions • Sun Rooms • Garages
Decks • Windows • Roofing • Siding • and more

Andrew Foster
Foster.ascontracting@hotmail.com

PO BOX: 54
Breckenridge, MI 48615
Licensed and Insured

● 320 ● 422 ○ 474 ● 485

PAR 5 HANDICAP 11 / 13

9



GREEN DEPTH



MAP



HIDDEN OAKS
GOLF COURSE



Hole No.

TEN

A generous par 3 to start on, this hole's biggest challenge is actually getting on the green. With two segments of marsh that run in-between the landing area and a large green, it's best to fly high and a little long than end up losing a ball short in the tall grass. This marsh also continues for the rest of the back nine, so be careful!

[989] 463-0047
FAX [989] 463-0318
For even faster, more convenient service, you can call or fax your order!
211 W. SUPERIOR ST.
ALMA, MI 48801

OF ALMA

● 130 ● 140 ○ 170 ● 237

PAR 3 HANDICAP 8 / 6

10



GREEN DEPTH





Hole No.

ELEVEN

This 330 yard par 4 is also a pretty straight forward hole. Tall grass sitting right in front of the tee box, and right in front of a very flat green, a smart tee shot is an absolute must here. Long hitters will need to go down to a 3 or a 5 wood, while shorter hitters will be safe with driver. A fairway bunker and out of bounds on the left and woods on the right frames a wide fairway perfectly.

• 234 • 285 • 330 • 378

PAR 4 HANDICAP 12 / 2

11



GREEN DEPTH




Air Conditioning • Sewers • Water Heaters • Heating

ENERGY SAVERS

HEATING & COOLING

A DIVISION OF LARRY WATSON & SON

St. Louis, MI (989) 330-2045 Licensed HVAC Tech.



Hole No.

TWELVE

With heather in front of the tee box, a large pond wrapping all the way around the green, out of bounds on the right, and many fairway bunkers, this hole is no joke. A tight fairway makes for a challenging hole to look at, but it plays easier than it looks. With bunkers around the right side, and the left and back caressed by water, an accurate second shot is more needed here than the tee shot. Once on the green, you are still left with a challenge, as this green has many contours to challenge even the best of putters.

McKenzie & Crosby

Business • Personal • Life & Health

*Insurance For
Every Need*


212 N. Clinton Ave.
St. Johns, MI 48879
P: 989.224.2479
F: 989.224.1264



● 290 ● 295 ○ 346 ● 368
PAR 4 HANDICAP 14 / 16

12





Hole No.

THIRTEEN

This hole screams precision golf from the very start. With tall grass 140 yards in front of the tee box you need to hit it at least that far to land in play. But don't pull out the driver quite yet, as that tall grass reappears about 250 yards after the landing area. This fairway is also framed nicely by trees on both the left and right side. The green, when finally approachable is protected on the back side by protruding trees hanging from the right of the fairway. A safe approach here is slightly short and left center.

Commercial • Agricultural • Residential • Industrial



C & R Electric, LLC

Tim Sponseller
989.828.4020

6960 E. Blanchard Rd. | Shepherd, MI 48883
5008 W. Lincoln Rd. | Alma, MI 48801

• 262 • 267 • 335 • 379

PAR 4 HANDICAP 2 / 10

13



GREEN DEPTH





Hole No.

FOURTEEN

Marshland sits in front of the tee on this slight dog leg par 4. The left edge of the fairway is the safest bet on this hole, as from the right this green is protected by tall grass in front, and low branches above. Long hitter off the tee will be left with around 110 in depending on club selection and course conditions. This green rolls true, and has many of the same challenges you will see from every other green on the course. This hole has a very high risk reward, as a driver will leave you less distance in, but may end up going out of bounds.

**ABSOLUTE
WATERPROOFING
SOLUTIONS .COM**
Basement & Crawlspace Foundation Repair
855-596-5410

● 255 ● 260 ○ 294 ● 343

PAR 4 HANDICAP 6 / 8

14



GREEN DEPTH





Hole No.

FIFTEEN

Avoid the right side of hole 15 entirely. With tall grass on the front and shorter left, and the same bunch of trees that were on the side of 13, a layup wood or long iron is the best shot here. Approaching the green from the right side of the fairway is almost impossible because of the large tree sticking out from the edge of the woods. The green has a back to front slope, but rolls true.

• 277 • 282 • 338 • 369
PAR 4 HANDICAP 4 / 12

15



GREEN DEPTH



IMAGE MEDIA
SIGNS & DESIGN



BUSINESS CARDS

IMAGEMEDIAPDX.COM

LOGOS

BANNERS

1-844-IMAGE-GX

BRANDING


DECALS

20% OFF YOUR FIRST ORDER

STORE FRONTS

PROMOTIONS

EVENT SIGNS



Hole No.

SIXTEEN

This 460 yard par 5 has a very wide open fairway. With tall grass about 300 yards out, there is no reason not to hit a driver off of this tee here (depending on wind and course conditions). After the tall grass, the fairway begins to narrow and turn left slightly towards an elevated green. If you can shape the ball, going for the green with a draw on your second shot is not a bad plan. The green is quite flat, but protected by a large tree on the left and a steep bunker in the front right.

● 360 ● 404 ○ 460 ● 480

PAR 5 HANDICAP 16 / 4

16



GREEN DEPTH



BECOME A COURSE
SPONSOR

Support your local golf course.
Spots available now!

800.824.8311

BENCH CRAFT
 COMPANY



Hole No.

SEVENTEEN

The shortest par 3 on the course, being 150 yards, this hole is your best shot for birdie with quite a large green, the only real problem on this hole is the small bunker on the right side protecting the flag when placed there.

NOTES:

● 128 ● 133 ○ 150 ● 160

PAR 3 HANDICAP 18 / 18

17



GREEN DEPTH





Hole No.

EIGHTEEN

Possibly the best hole on the course, this hole was built to give an enjoyable challenge. A slight dog leg left populated with trees on the right, and lateral woods on the left. A long straight drive is best here, as it will take even the best of golfer's three shots to get to the green. On your third shot, be sure to aim right, as trees and a small pond and tall grass protect the green from the left. This hole does not get any easier once you get on the green either, as the green is shaped as a half bowl, with a steep ledge to get up if the pin is placed high (or left, or right). Make sure to put enough into the putt, or the ball will roll back down the ledge and possibly off the green.



Droptine
Archery & Outdoors

A full service Pro-Shop with multiple experienced staff able to handle any archery needs you may have.



Indoor Ranges Available
All Year Round

Call us today or visit us online at:
989-681-0555
www.droptine-archery.com

324 N State St., Alma, MI 48801

● 395 ● 400 ○ 479 ● 500

PAR 5 HANDICAP 10 / 14

18



GREEN DEPTH



GOLF STRETCHING ROUTINE

CORE ROTATION & HIP STRETCH

- Hold driver across your chest, keeping head and neck straight.
- Turn your shoulders, core and hips from the address position and hold this stretch.

SPINE & HIPS STRETCH

- Holding the driver with both hands squat down slightly so that your hips are behind your feet.
- Keep your back flat and straight.
- Keep your driver in a central position between your feet.
- Reach forward with the core and arms, then stretch side to side.

FULL SIDE STRETCH

- Hold club with arms straight overhead.
- Keep neck straight with head and shoulders facing forward.
- Slowly bend to one side and repeat on opposite.

SHOULDER & TRICEPS STRETCH

- Place one arm straight across chest. Place hand on elbow and pull arm towards chest and hold. Repeat with other arm.
- Place one hand behind back with elbow in air. Place other hand on elbow and gently pull towards head. Hold and repeat with other arm.





**MEMBERSHIPS
STARTING
AS LOW AS \$19.99**



ALMA
2850 Cheesman Road
(989) 463-5300
<http://www.snapfitness.com/gyms/alma-mi-48801/1320>
Behind Family Farm & Home and Dollar Tree

CARSON CITY
420 Main St.
(616) 548-5794
<http://www.snapfitness.com/gyms/carsoncity-mi-48811/4781>
Next to Dollar General

      **#SNAPNATION**



SCORECARD

Date: _____

Scorer: _____ Attest: _____

HOLE	1	2	3	4	5	6	7	8	9	OUT	10	11	12	13	14	15	16	17	18	IN	TOTAL
BLUE	422	383	218	402	387	479	387	178	485	3341	237	378	368	379	343	369	480	160	500	3214	6555
WHITE	403	369	207	390	375	469	376	170	474	3233	170	330	346	335	294	338	460	150	479	2902	6135
GOLD	350	312	142	330	305	429	328	145	422	3763	140	285	295	267	260	282	404	133	400	2466	6229
M HCP	3	13	5	1	9	17	7	15	11		8	12	14	2	6	4	16	18	10		
PAR	4	4	3	4	4	5	4	3	5	36	3	4	4	4	4	4	5	3	5	36	
L HCP	9	7	15	5	11	1	3	17	13		6	2	16	10	8	12	4	18	14		
RED	308	307	107	296	287	382	293	118	320	2542	130	234	290	262	255	277	360	128	395	2428	4970



Basement & Crawlspace Foundation Repair

855-596-5410



THE LAW OFFICES OF
**GALLAGHER
EVERITT & ASSOCIATES**

ALMA OFFICE
119 W Superior St., Ste. 101
Alma, MI 48801
Phone: (989) 466-4779
Fax: (989) 466-5469

MIDLAND OFFICE
115 McDonald St.
Midland, MI 48640
Phone: 989-832-8096
Fax: (989) 533-3133

Family Law, Criminal, Injury, Immigration, Accidents, Business Transactions