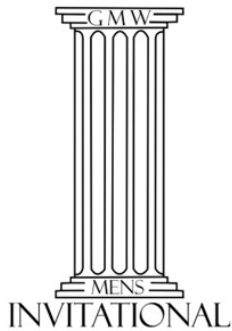
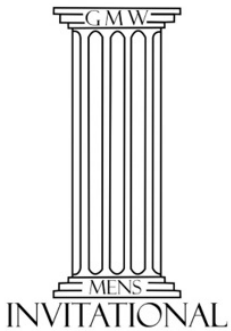


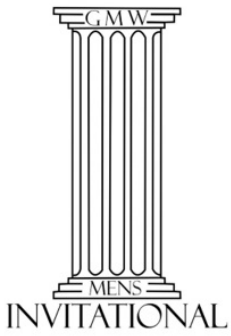
Most Pars Or Better - Group A

RANK	PLAYER	# HOLES	AVG / RD	
1	Henson, Joe, 24 Pars, 9 Birdies	33	36	16.5
T2	Lenox, Bart, 26 Pars, 4 Birdies	30	36	15
T2	Whalen, Rus, 22 Pars, 8 Birdies	30	36	15
T4	Combs, John, 23 Pars, 5 Birdies	28	36	14
T4	Taylor, Conor, 19 Pars, 7 Birdies, 2 Eagles	28	36	14
T6	Bolin, Scott, 24 Pars, 3 Birdies	27	36	13.5
T6	Letcher, Kevin, 21 Pars, 6 Birdies	27	36	13.5
8	Mitchell, Tristan, 16 Pars, 10 Birdies	26	36	13
T9	Goddard, Josh, 20 Pars, 5 Birdies	25	36	12.5
T9	Korona, David, 18 Pars, 7 Birdies	25	36	12.5
T9	Schlach, Rex, 17 Pars, 8 Birdies	25	36	12.5
12	Case, Eric, 21 Pars, 2 Birdies	23	36	11.5
T13	Asher, Reese, 18 Pars, 3 Birdies, 1 Eagle	22	36	11
T13	Letcher, Trent, 16 Pars, 6 Birdies	22	36	11
T13	Shirley, Anthony, 18 Pars, 4 Birdies	22	36	11
T13	Sparks, Austin, 16 Pars, 5 Birdies, 1 Eagle	22	36	11
17	Henson, Jon, 17 Pars, 4 Birdies	21	36	10.5
18	Sanders, Eric, 14 Pars, 6 Birdies	20	36	10
T19	Day, Todd, 14 Pars, 3 Birdies	17	36	8.5
T19	Gentry, JP, 15 Pars, 1 Birdie, 1 Eagle	17	36	8.5
T19	Letcher, Tate, 13 Pars, 4 Birdies	17	36	8.5
22	Morris, Zach, 13 Pars, 3 Birdies	16	18	16
23	Ross, Jt, 12 Pars, 4 Birdies	16	36	8
24	Howard, Ryan, 10 Pars, 3 Birdies	13	18	13

Par 3 Leaderboard - Group A

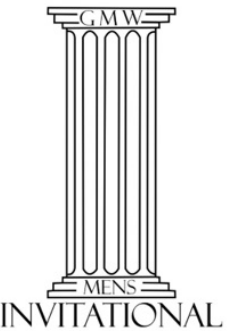
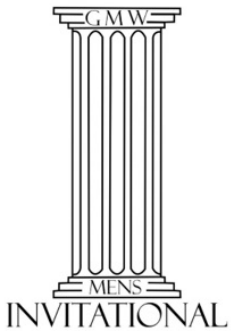
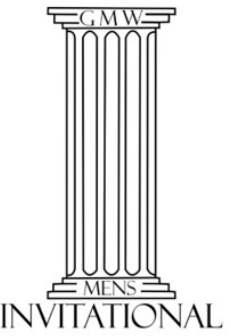
RANK	PLAYER	+/-	PAR 3 AVG
T1	Morris, Zach, 4 Pars	E	3
T1	Combs, John, 6 Pars, 1 Birdie	E	3
T1	Henson, Joe, 6 Pars, 1 Birdie	E	3
T1	Whalen, Rus, 6 Pars, 1 Birdie	E	3
5	Taylor, Conor, 5 Pars, 1 Birdie	1	3.1
T6	Lenox, Bart, 6 Pars	2	3.2
T6	Mitchell, Tristan, 3 Pars, 2 Birdies	2	3.2
T8	Howard, Ryan, 1 Par	3	3.8
T8	Goddard, Josh, 5 Pars	3	3.4
T8	Korona, David, 4 Pars, 1 Birdie	3	3.4
T11	Bolin, Scott, 5 Pars	4	3.5
T11	Sanders, Eric, 4 Pars	4	3.5
T11	Shirley, Anthony, 4 Pars	4	3.5
T11	Sparks, Austin, 4 Pars, 1 Birdie	4	3.5
T15	Letcher, Kevin, 4 Pars	5	3.6
T15	Letcher, Trent, 3 Pars	5	3.6
T17	Asher, Reese, 3 Pars	6	3.8
T17	Henson, Jon, 3 Pars	6	3.8
T17	Schlach, Rex, 3 Pars	6	3.8
T20	Day, Todd, 2 Pars, 1 Birdie	7	3.9
T20	Gentry, JP, 3 Pars	7	3.9
22	Case, Eric, 3 Pars	8	4
T23	Letcher, Tate, 2 Pars	9	4.1
T23	Ross, Jt, 1 Par, 1 Birdie	9	4.1

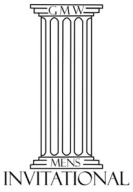




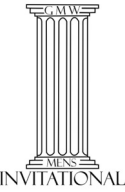
Par 4 Leaderboard - Group A			
RANK	PLAYER	+/-	PAR 4 AVG
1	Henson, Joe, 12 Pars, 6 Birdies	-3	3.9
2	Howard, Ryan, 7 Pars, 2 Birdies	-1	3.9
3	Mitchell, Tristan, 10 Pars, 6 Birdies	E	4
T4	Morris, Zach, 7 Pars, 1 Birdie	1	4.1
T4	Whalen, Rus, 15 Pars, 2 Birdies	1	4
6	Letcher, Kevin, 13 Pars, 3 Birdies	2	4.1
T7	Lenox, Bart, 15 Pars, 1 Birdie	3	4.2
T7	Schlach, Rex, 11 Pars, 4 Birdies	3	4.2
T9	Combs, John, 14 Pars, 1 Birdie	4	4.2
T9	Korona, David, 13 Pars, 2 Birdies	4	4.2
11	Goddard, Josh, 10 Pars, 3 Birdies	6	4.3
T12	Asher, Reese, 9 Pars, 2 Birdies, 1 Eagle	7	4.3
T12	Bolin, Scott, 14 Pars, 1 Birdie	7	4.3
T12	Letcher, Trent, 11 Pars, 2 Birdies	7	4.3
T15	Henson, Jon, 9 Pars, 2 Birdies	8	4.4
T15	Taylor, Conor, 13 Pars, 1 Eagle	8	4.4
T17	Case, Eric, 12 Pars, 1 Birdie	9	4.5
T17	Shirley, Anthony, 11 Pars, 1 Birdie	9	4.5
19	Sanders, Eric, 8 Pars, 2 Birdies	10	4.5
20	Sparks, Austin, 8 Pars, 2 Birdies	11	4.5
21	Gentry, JP, 9 Pars, 1 Birdie	12	4.6
22	Letcher, Tate, 6 Pars, 3 Birdies	14	4.7
23	Ross, Jt, 6 Pars, 2 Birdies	17	4.8
24	Day, Todd, 7 Pars, 2 Birdies	19	5

Par 5 Leaderboard - Group A			
RANK	PLAYER	+/-	PAR 5 AVG
1	Taylor, Conor, 1 Par, 6 Birdies, 1 Eagle	-8	4
T2	Lenox, Bart, 5 Pars, 3 Birdies	-3	4.6
T2	Schlach, Rex, 3 Pars, 4 Birdies	-3	4.6
T2	Sparks, Austin, 4 Pars, 2 Birdies, 1 Eagle	-3	4.6
T5	Morris, Zach, 2 Pars, 2 Birdies	-2	4.5
T5	Henson, Joe, 6 Pars, 2 Birdies	-2	4.8
T7	Henson, Jon, 5 Pars, 2 Birdies	-1	4.9
T7	Korona, David, 1 Par, 4 Birdies	-1	4.9
T7	Letcher, Kevin, 4 Pars, 3 Birdies	-1	4.9
T7	Letcher, Trent, 2 Pars, 4 Birdies	-1	4.9
T7	Sanders, Eric, 2 Pars, 4 Birdies	-1	4.9
T7	Shirley, Anthony, 3 Pars, 3 Birdies	-1	4.9
T7	Whalen, Rus, 1 Par, 5 Birdies	-1	4.9
T14	Howard, Ryan, 2 Pars, 1 Birdie	E	5
T14	Asher, Reese, 6 Pars, 1 Birdie	E	5
T14	Bolin, Scott, 5 Pars, 2 Birdies	E	5
T14	Case, Eric, 6 Pars, 1 Birdie	E	5
T14	Goddard, Josh, 5 Pars, 2 Birdies	E	5
T19	Combs, John, 3 Pars, 3 Birdies	1	5.1
T19	Mitchell, Tristan, 3 Pars, 2 Birdies	1	5.1
T19	Ross, Jt, 5 Pars, 1 Birdie	1	5.1
22	Letcher, Tate, 5 Pars, 1 Birdie	2	5.2
T23	Day, Todd, 5 Pars	4	5.5
T23	Gentry, JP, 3 Pars, 1 Eagle	4	5.5

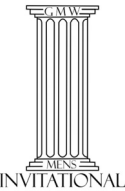
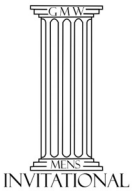


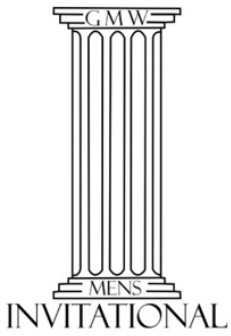


GROUP A COURSE STATS

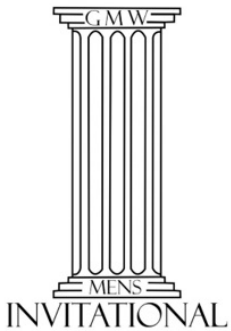


Course Stats - Group A (Saturday)												Course Stats - Group A (Sunday)							
HOLE	PAR	HDCP	YARDS	EAGLES	BIRDIES	PARS	BOGEYS	D BOGEYS	OTHER	AVG	TO PAR	EAGLES	BIRDIES	PARS	BOGEYS	D BOGEYS	OTHER	AVG	TO PAR
1	4	13	316	0	1	13	6	3	1	4.58	0.58	0	1	9	4	6	2	4.95	0.95
2	5	7	460	0	6	12	3	3	0	5.12	0.12	1	6	12	2	1	0	4.81	-0.19
3	4	11	266	0	5	11	5	2	1	4.33	0.33	0	2	12	7	1	0	4.31	0.31
4	3	1	224	0	2	9	11	2	0	3.54	0.54	0	1	10	6	4	1	3.72	0.72
5	4	17	330	0	5	14	5	0	0	4	0	1	3	14	4	0	0	3.95	-0.05
6	4	9	319	0	9	10	5	0	0	3.83	-0.17	0	3	12	6	1	0	4.22	0.22
7	4	3	408	0	0	15	6	2	1	4.54	0.54	0	0	12	9	0	1	4.54	0.54
8	3	15	150	0	3	7	12	2	0	3.54	0.54	0	0	13	7	1	1	3.54	0.54
9	5	5	456	0	12	10	1	1	0	4.62	-0.38	0	2	9	6	4	1	5.68	0.68
10	4	6	358	0	1	14	7	1	1	4.54	0.54	0	0	9	5	7	1	5	1
11	5	10	441	0	10	12	2	0	0	4.66	-0.34	2	10	7	2	1	0	4.54	-0.46
12	4	14	276	0	1	16	5	2	0	4.33	0.33	0	4	10	6	2	0	4.27	0.27
13	3	16	173	0	0	19	4	1	0	3.25	0.25	0	0	9	13	0	0	3.59	0.59
14	4	18	350	0	2	15	5	2	0	4.29	0.29	1	4	14	3	0	0	3.86	-0.14
15	4	8	321	0	6	15	3	0	0	3.87	-0.13	0	2	9	9	1	1	4.54	0.54
16	4	2	397	0	3	12	5	4	0	4.41	0.41	0	0	14	5	3	0	4.5	0.5
17	3	12	153	0	2	13	7	2	0	3.37	0.37	0	2	10	4	5	1	3.72	0.72
18	5	4	461	0	7	13	4	0	0	4.87	-0.13	0	5	12	4	1	0	5.04	0.04
Totals	72		5859	0	75	230	96	27	4	75.7	3.69	5	45	197	102	38	9	78.8	6.78

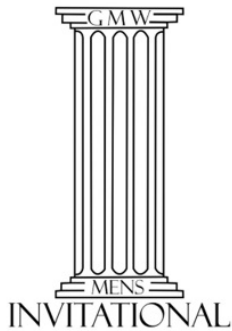
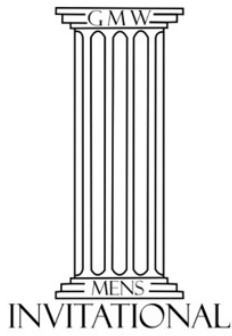





Most Pars Or Better - Group B				
RANK	PLAYER	#	HOLES	RD
T1	Grayson, Phillip, 23 Pars, 4 Birdies	27	36	13.5
T1	Kendall, Lee, 23 Pars, 4 Birdies	27	36	13.5
3	Jackson, Ethan, 19 Pars, 7 Birdies	26	36	13
T4	Duffie, Colin, 20 Pars, 3 Birdies	23	36	11.5
T4	Lenox, Mike, 17 Pars, 6 Birdies	23	36	11.5
6	Seaman, Tom, 19 Pars, 2 Birdies	21	36	10.5
7	Houchen, Steve, 19 Pars, 1 Birdie	20	36	10
T8	Brown, Ronnie, 15 Pars, 3 Birdies, 1 Eagle	19	36	9.5
T8	Hernandez, Zach, 15 Pars, 4 Birdies	19	36	9.5
T8	House, Brian, 16 Pars, 3 Birdies	19	36	9.5
T8	Sanders, Beau, 17 Pars, 2 Birdies	19	36	9.5
T8	Sulfridge, Randall, 16 Pars, 3 Birdies	19	36	9.5
13	Day, Andrew, 16 Pars, 2 Birdies	18	36	9
T14	Fryman, Paul, 15 Pars, 2 Birdies	17	36	8.5
T14	Harris, Derrick, 15 Pars, 2 Birdies	17	36	8.5
T14	Mastin, Titan, 14 Pars, 3 Birdies	17	36	8.5
T14	Wachter, Chase, 16 Pars, 1 Birdie	17	36	8.5
T18	King, Josh, 14 Pars, 2 Birdies	16	36	8
T18	Letcher, Pat, 14 Pars, 2 Birdies	16	36	8
T18	Shirley, Greg, 13 Pars, 3 Birdies	16	36	8
T18	Wiglesworth, Richard, 14 Pars, 2 Birdies	16	36	8
22	Sparks, Ray, 14 Pars, 1 Birdie	15	36	7.5
T23	Feedback, Rees, 12 Pars, 2 Birdies	14	36	7
T23	Sexton, Phillip, 13 Pars, 1 Birdie	14	36	7
T23	Toomey, JP, 10 Pars, 4 Birdies	14	36	7
T26	Ashbrook, Jd, 12 Pars, 1 Eagle	13	36	6.5
T26	Chasteen, Barton, 13 Pars	13	36	6.5
T28	Judy, Jack, 12 Pars	12	36	6
T28	Sullivan, Scott, 10 Pars, 2 Birdies	12	36	6
30	Seaman, Mike, 9 Pars, 2 Birdies	11	36	5.5
31	Smith, Cody, 9 Pars, 1 Birdie	10	36	5



Par 3 Leaderboard - Group B			
RANK	PLAYER	+/-	PAR 3 AVG
T1	Jackson, Ethan, 4 Pars, 1 Birdie	2	3.2
T1	Kendall, Lee, 5 Pars, 1 Birdie	2	3.2
T1	Lenox, Mike, 4 Pars, 1 Birdie	2	3.2
4	Harris, Derrick, 4 Pars, 1 Birdie	3	3.4
T5	Brown, Ronnie, 3 Pars, 1 Birdie	4	3.5
T5	Grayson, Phillip, 3 Pars, 1 Birdie	4	3.5
T5	Houchen, Steve, 4 Pars	4	3.5
T8	Hernandez, Zach, 3 Pars	5	3.6
T8	House, Brian, 4 Pars	5	3.6
T8	King, Josh, 4 Pars	5	3.6
T8	Letcher, Pat, 3 Pars	5	3.6
T12	Day, Andrew, 3 Pars	6	3.8
T12	Sanders, Beau, 1 Par, 1 Birdie	6	3.8
T12	Seaman, Mike, 2 Pars	6	3.8
T12	Smith, Cody, 2 Pars	6	3.8
T12	Sulfridge, Randall, 4 Pars	6	3.8
T17	Duffie, Colin, 3 Pars	7	3.9
T17	Feedback, Rees, 4 Pars	7	3.9
T17	Fryman, Paul, 3 Pars	7	3.9
T17	Shirley, Greg, 2 Pars	7	3.9
T17	Sullivan, Scott, 1 Par	7	3.9
T17	Wachter, Chase, 2 Pars	7	3.9
T17	Wiglesworth, Richard, 4 Pars	7	3.9
T24	Chasteen, Barton, 3 Pars	8	4
T24	Seaman, Tom, 1 Par	8	4
T24	Sexton, Phillip, 2 Pars	8	4
27	Mastin, Titan, 1 Par	9	4.1
T28	Judy, Jack, 2 Pars	10	4.2
T28	Sparks, Ray, 1 Par	10	4.2
T30	Ashbrook, Jd	11	4.4
T30	Toomey, JP, 3 Pars	11	4.4







INVITATIONAL

Par 4 Leaderboard - Group B			
RANK	PLAYER	+/-	PAR 4 AVG
1	Grayson, Phillip, 16 Pars, 1 Birdie	2	4.1
2	Kendall, Lee, 12 Pars, 2 Birdies	4	4.2
3	Lenox, Mike, 9 Pars, 3 Birdies	5	4.2
4	Jackson, Ethan, 10 Pars, 3 Birdies	6	4.3
T5	Duffie, Colin, 11 Pars, 2 Birdies	7	4.3
T5	Hernandez, Zach, 9 Pars, 2 Birdies	7	4.3
7	Seaman, Tom, 12 Pars	8	4.4
8	Shirley, Greg, 9 Pars, 1 Birdie	10	4.5
T9	Brown, Ronnie, 8 Pars, 1 Eagle	12	4.6
T9	Letcher, Pat, 9 Pars, 1 Birdie	12	4.6
T9	Sparks, Ray, 8 Pars, 1 Birdie	12	4.6
T12	Fryman, Paul, 7 Pars, 2 Birdies	13	4.7
T12	Houchen, Steve, 10 Pars	13	4.7
T12	House, Brian, 9 Pars, 1 Birdie	13	4.7
T12	King, Josh, 8 Pars, 1 Birdie	13	4.7
T12	Mastin, Titan, 8 Pars, 2 Birdies	13	4.7
T12	Wachter, Chase, 9 Pars, 1 Birdie	13	4.7
T18	Day, Andrew, 9 Pars, 1 Birdie	14	4.7
T18	Sulfridge, Randall, 8 Pars, 1 Birdie	14	4.7
T20	Sanders, Beau, 11 Pars	15	4.8
T20	Toomey, JP, 5 Pars, 2 Birdies	15	4.8
T22	Seaman, Mike, 4 Pars, 1 Birdie	16	4.8
T22	Sexton, Phillip, 7 Pars, 1 Birdie	16	4.8
T22	Sullivan, Scott, 6 Pars, 2 Birdies	16	4.8
T25	Harris, Derrick, 8 Pars	17	4.8
T25	Judy, Jack, 8 Pars	17	4.8
27	Ashbrook, Jd, 8 Pars	18	4.9
28	Chasteen, Barton, 6 Pars	19	5
29	Feedback, Rees, 4 Pars, 1 Birdie	20	5
T30	Smith, Cody, 5 Pars	21	5
T30	Wiglesworth, Richard, 8 Pars	21	5


Par 5 Leaderboard - Group B			
RANK	PLAYER	+/-	PAR 5 AVG
1	Jackson, Ethan, 5 Pars, 3 Birdies	-3	4.6
2	Seaman, Tom, 6 Pars, 2 Birdies	-2	4.8
T3	Brown, Ronnie, 4 Pars, 2 Birdies	E	5
T3	Lenox, Mike, 4 Pars, 2 Birdies	E	5
T5	Duffie, Colin, 6 Pars, 1 Birdie	1	5.1
T5	Kendall, Lee, 6 Pars, 1 Birdie	1	5.1
T5	Sulfridge, Randall, 4 Pars, 2 Birdies	1	5.1
T8	Feedback, Rees, 4 Pars, 1 Birdie	2	5.2
T8	Grayson, Phillip, 4 Pars, 2 Birdies	2	5.2
T8	Houchen, Steve, 5 Pars, 1 Birdie	2	5.2
T8	House, Brian, 3 Pars, 2 Birdies	2	5.2
T8	Mastin, Titan, 5 Pars, 1 Birdie	2	5.2
T8	Sanders, Beau, 5 Pars, 1 Birdie	2	5.2
T14	Ashbrook, Jd, 4 Pars, 1 Eagle	3	5.4
T14	Harris, Derrick, 3 Pars, 1 Birdie	3	5.4
T14	Shirley, Greg, 2 Pars, 2 Birdies	3	5.4
T14	Sparks, Ray, 5 Pars	3	5.4
T18	Day, Andrew, 4 Pars, 1 Birdie	4	5.5
T18	Hernandez, Zach, 3 Pars, 2 Birdies	4	5.5
T18	Wiglesworth, Richard, 2 Pars, 2 Birdies	4	5.5
T21	King, Josh, 2 Pars, 1 Birdie	5	5.6
T21	Sexton, Phillip, 4 Pars	5	5.6
T21	Wachter, Chase, 5 Pars	5	5.6
T24	Chasteen, Barton, 4 Pars	6	5.8
T24	Fryman, Paul, 5 Pars	6	5.8
T24	Seaman, Mike, 3 Pars, 1 Birdie	6	5.8
T24	Sullivan, Scott, 3 Pars	6	5.8
T24	Toomey, JP, 2 Pars, 2 Birdies	6	5.8
T29	Letcher, Pat, 2 Pars, 1 Birdie	8	6
T29	Smith, Cody, 2 Pars, 1 Birdie	8	6
31	Judy, Jack, 2 Pars	11	6.4



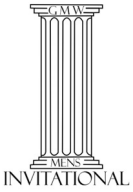
INVITATIONAL



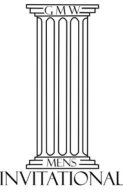
INVITATIONAL



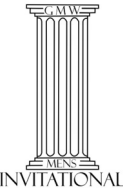
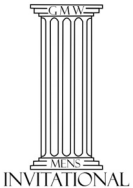
INVITATIONAL

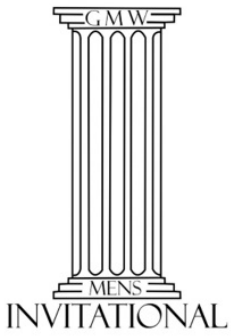


GROUP B COURSE STATS

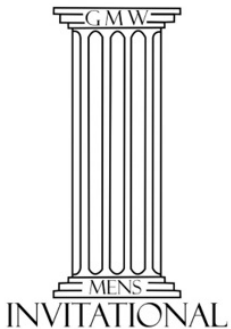


Course Stats - Group B (Saturday)												Course Stats - Group B (Sunday)							
HOLE	PAR	HDCP	YARDS	EAGLES	BIRDIES	PARS	BOGEYS	D BOGEYS	OTHER	AVG	TO PAR	EAGLES	BIRDIES	PARS	BOGEYS	D BOGEYS	OTHER	AVG	TO PAR
1	4	13	316	0	2	10	15	3	1	4.74	0.74	0	1	6	13	7	4	5.22	1.22
2	5	7	460	1	4	17	5	3	1	5.25	0.25	0	3	15	6	4	3	5.67	0.67
3	4	11	266	0	2	14	10	3	2	4.64	0.64	1	3	17	5	5	0	4.32	0.32
4	3	1	224	0	0	11	19	0	1	3.7	0.7	0	1	4	18	6	2	4.16	1.16
5	4	17	330	0	3	16	11	1	0	4.32	0.32	0	0	19	10	1	1	4.48	0.48
6	4	9	319	0	2	15	11	3	0	4.48	0.48	0	2	10	16	3	0	4.64	0.64
7	4	3	408	0	1	7	16	6	1	4.96	0.96	0	1	11	14	5	0	4.74	0.74
8	3	15	150	0	2	15	9	5	0	3.54	0.54	0	0	10	15	5	1	3.9	0.9
9	5	5	456	0	5	16	7	1	2	5.32	0.32	0	2	11	12	4	2	5.77	0.77
10	4	6	358	0	1	14	13	3	0	4.58	0.58	0	0	6	13	8	4	5.35	1.35
11	5	10	441	0	5	17	6	2	1	5.25	0.25	0	10	14	3	4	0	5.03	0.03
12	4	14	276	0	2	21	5	1	2	4.35	0.35	0	0	9	18	3	1	4.93	0.93
13	3	16	173	0	1	16	10	3	1	3.58	0.58	0	0	9	18	4	0	3.83	0.83
14	4	18	350	0	2	19	9	1	0	4.29	0.29	0	3	15	11	2	0	4.38	0.38
15	4	8	321	0	3	12	13	3	0	4.51	0.51	0	1	15	12	2	1	4.58	0.58
16	4	2	397	0	1	13	13	2	2	4.7	0.7	0	2	12	12	4	1	4.67	0.67
17	3	12	153	0	0	12	15	3	1	3.8	0.8	0	3	8	15	4	1	3.74	0.74
18	5	4	461	0	4	16	8	3	0	5.32	0.32	0	2	12	9	7	1	5.77	0.77
Totals	72		5859	1	40	261	195	46	15	81.3	9.33	1	34	203	220	78	22	85.2	13.18

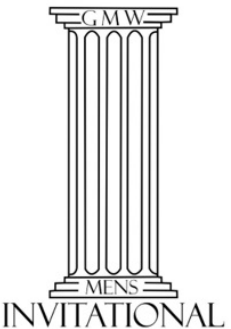
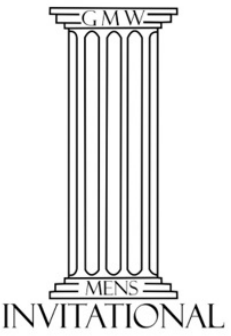


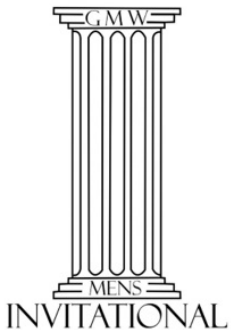


Most Pars Or Better - Group C				
RANK	PLAYER	#	HOLES	RD
1	Williams, Kyle, 14 Pars, 5 Birdies	19	36	9.5
T2	Slade, Steve, 15 Pars, 1 Birdie	16	36	8
T2	Sowder, Nathan, 16 Pars	16	36	8
4	Dailey, Dexter, 15 Pars	15	36	7.5
T5	Smith, Randall, 13 Pars, 1 Birdie	14	36	7
T5	Stephens, Shain, 11 Pars, 3 Birdies	14	36	7
T5	Wilson, Reed, 11 Pars, 2 Birdies, 1 Eagle	14	36	7
T8	Fryman, Bud, 12 Pars	12	36	6
T8	Haney, Aaron, 12 Pars	12	36	6
10	Smith, James, 11 Pars	11	36	5.5
T11	Bridgeford, Brian, 8 Pars, 2 Birdies	10	36	5
T11	Duff, Jonathan, 7 Pars, 3 Birdies	10	36	5
T11	Fuller, Jim, 9 Pars, 1 Birdie	10	36	5
14	Arnold, John, 8 Pars, 1 Birdie	9	36	4.5
T15	Hill, Cody, 8 Pars	8	36	4
T15	Seefeldt, Bob, 7 Pars, 1 Birdie	8	36	4
T17	Freitag, Keenan, 7 Pars	7	36	3.5
T17	Uselton, Tim, 6 Pars, 1 Birdie	7	36	3.5
T19	Carlisle, Jon, 5 Pars, 1 Birdie	6	36	3
T19	Sanders, Danny , 6 Pars	6	36	3
T19	Shepherd, Dave, 6 Pars	6	36	3
22	Ashbrook, Joshua, 4 Pars, 1 Birdie	5	36	2.5
T23	Hutson, Mike, 4 Pars	4	36	2
T23	Turner, Larry, 4 Pars	4	36	2
25	Copes, Paul, 3 Pars	3	36	1.5
T26	Marsh, Danny, 3 Pars	3	36	1.5
T26	Marazoff, Ken, 2 Pars	2	18	2



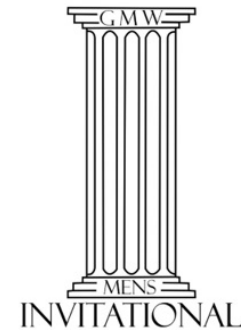
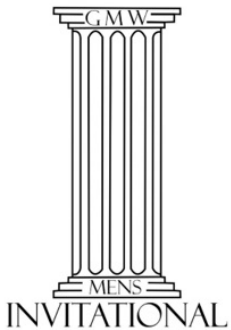
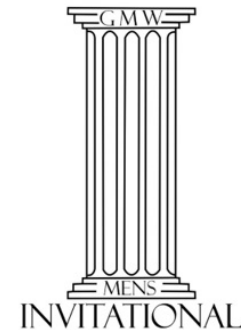
Par 3 Leaderboard - Group C			
RANK	PLAYER	+/-	PAR 3 AVG
1	Haney, Aaron, 4 Pars	6	3.8
T2	Williams, Kyle, 2 Pars	6	3.8
T2	Smith, Randall, 2 Pars	7	3.9
T4	Sowder, Nathan, 3 Pars	7	3.9
T4	Duff, Jonathan, 1 Par	8	4
T6	Fryman, Bud, 2 Pars	8	4
T6	Seefeldt, Bob, 3 Pars	8	4
T6	Smith, James, 2 Pars	8	4
T6	Carlisle, Jon, 1 Par	9	4.1
T10	Dailey, Dexter, 3 Pars	9	4.1
T10	Stephens, Shain, 2 Pars	9	4.1
T10	Shepherd, Dave, 3 Pars	10	4.2
13	Marazoff, Ken	11	5.8
T14	Sanders, Danny , 2 Pars	11	4.4
T14	Slade, Steve, 2 Pars	11	4.4
T14	Turner, Larry, 1 Par	11	4.4
T14	Hill, Cody, 1 Par	12	4.5
T18	Hutson, Mike	12	4.5
T18	Ashbrook, Joshua	13	4.6
T20	Fuller, Jim, 1 Par	13	4.6
T20	Uselton, Tim	13	4.6
T20	Bridgeford, Brian	14	4.8
23	Wilson, Reed, 1 Birdie	16	5
24	Copes, Paul	17	5.1
25	Freitag, Keenan, 1 Par	18	5.2
26	Marsh, Danny	20	5.5
27	Arnold, John, 1 Par	21	5.6

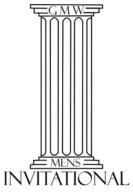




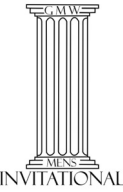
Par 4 Leaderboard - Group C			
RANK	PLAYER	+/-	PAR 4 AVG
1	Sowder, Nathan, 12 Pars	11	4.5
2	Duff, Jonathan, 6 Pars, 1 Birdie	12	4.6
3	Slade, Steve, 9 Pars, 1 Birdie	13	4.7
4	Marazoff, Ken, 1 Par	17	5.7
T5	Stephens, Shain, 6 Pars, 2 Birdies	17	4.8
T5	Bridgeford, Brian, 4 Pars, 2 Birdies	18	4.9
T7	Smith, Randall, 7 Pars, 1 Birdie	18	4.9
T7	Williams, Kyle, 10 Pars, 1 Birdie	18	4.9
T7	Dailey, Dexter, 8 Pars	19	5
10	Fuller, Jim, 5 Pars	20	5
11	Fryman, Bud, 7 Pars	22	5.1
T12	Smith, James, 5 Pars	22	5.1
T12	Wilson, Reed, 7 Pars	22	5.1
T12	Haney, Aaron, 6 Pars	23	5.2
15	Shepherd, Dave, 2 Pars	24	5.2
16	Sanders, Danny , 2 Pars	25	5.2
T17	Seefeldt, Bob, 3 Pars, 1 Birdie	25	5.2
T17	Turner, Larry, 3 Pars	25	5.2
T17	Ashbrook, Joshua, 3 Pars, 1 Birdie	26	5.3
T20	Hill, Cody, 4 Pars	26	5.3
T20	Marsh, Danny, 3 Pars	26	5.3
T20	Arnold, John, 5 Pars, 1 Birdie	31	5.5
T23	Uselton, Tim, 4 Pars	31	5.5
T23	Carlisle, Jon, 4 Pars	32	5.6
T25	Copes, Paul, 2 Pars	32	5.6
T25	Hutson, Mike, 2 Pars	32	5.6
T25	Freitag, Keenan, 4 Pars	43	6.2

Par 5 Leaderboard - Group C			
RANK	PLAYER	+/-	PAR 5 AVG
1	Williams, Kyle, 2 Pars, 4 Birdies	-1	4.9
T2	Stephens, Shain, 3 Pars, 1 Birdie	4	5.5
T2	Bridgeford, Brian, 4 Pars	5	5.6
T4	Fuller, Jim, 3 Pars, 1 Birdie	5	5.6
T4	Smith, James, 4 Pars	5	5.6
T4	Smith, Randall, 4 Pars	5	5.6
T4	Wilson, Reed, 4 Pars, 1 Birdie, 1 Eag	5	5.6
T4	Slade, Steve, 4 Pars	6	5.8
9	Marazoff, Ken, 1 Par	7	6.8
T10	Dailey, Dexter, 4 Pars	7	5.9
T10	Fryman, Bud, 3 Pars	7	5.9
T10	Seefeldt, Bob, 1 Par	8	6
T13	Shepherd, Dave, 1 Par	8	6
T13	Uselton, Tim, 2 Pars, 1 Birdie	8	6
T13	Sanders, Danny , 2 Pars	9	6.1
16	Ashbrook, Joshua, 1 Par	10	6.2
T17	Carlisle, Jon, 1 Birdie	10	6.2
T17	Duff, Jonathan, 2 Birdies	10	6.2
T17	Haney, Aaron, 2 Pars	10	6.2
T17	Sowder, Nathan, 1 Par	10	6.2
T17	Turner, Larry	11	6.4
22	Arnold, John, 2 Pars	12	6.5
T23	Hill, Cody, 3 Pars	12	6.5
T23	Marsh, Danny	12	6.5
T23	Hutson, Mike, 2 Pars	13	6.6
26	Freitag, Keenan, 2 Pars	14	6.8
27	Copes, Paul, 1 Par	18	7.2





GROUP C COURSE STATS



Course Stats - Group C (Saturday)												Course Stats - Group C (Sunday)							
HOLE	PAR	HDCP	YARDS	EAGLES	BIRDIES	PARS	BOGEYS	D BOGEYS	OTHER	AVG	TO PAR	EAGLES	BIRDIES	PARS	BOGEYS	D BOGEYS	OTHER	AVG	TO PAR
1	4	13	316	0	0	6	9	9	4	5.5	1.5	0	0	4	7	6	9	5.92	1.92
2	5	7	460	0	2	6	9	8	3	6.28	1.28	0	2	7	9	6	2	6.03	1.03
3	4	11	266	0	1	12	7	5	3	4.96	0.96	0	1	7	11	3	4	5.15	1.15
4	3	1	224	0	0	4	12	9	3	4.39	1.39	0	0	4	10	9	3	4.46	1.46
5	4	17	330	0	0	7	16	3	2	5.07	1.07	0	1	10	10	3	2	4.8	0.8
6	4	9	319	0	2	4	15	5	2	5.03	1.03	0	0	6	11	6	3	5.3	1.3
7	4	3	408	0	0	10	13	5	0	4.82	0.82	0	0	5	13	5	3	5.3	1.3
8	3	15	150	0	0	6	11	6	5	4.46	1.46	0	0	6	13	4	3	4.15	1.15
9	5	5	456	0	0	7	13	6	2	6.1	1.1	1	0	3	11	5	6	6.46	1.46
10	4	6	358	0	1	7	9	6	5	5.39	1.39	0	0	9	7	5	5	5.26	1.26
11	5	10	441	0	4	13	6	2	3	5.6	0.6	0	2	7	10	6	1	5.92	0.92
12	4	14	276	0	0	8	14	3	3	5.07	1.07	0	0	10	10	3	3	4.96	0.96
13	3	16	173	0	0	2	15	6	5	4.57	1.57	0	0	7	7	6	6	4.61	1.61
14	4	18	350	0	0	8	9	8	3	5.25	1.25	0	1	4	13	7	1	5.11	1.11
15	4	8	321	0	3	4	12	5	4	5.14	1.14	0	1	6	14	5	0	4.88	0.88
16	4	2	397	0	0	4	13	8	3	5.5	1.5	0	0	5	12	7	2	5.23	1.23
17	3	12	153	0	1	3	10	10	4	4.46	1.46	0	0	5	9	8	4	4.46	1.46
18	5	4	461	0	0	9	13	5	1	5.92	0.92	0	1	5	8	8	4	6.34	1.34
Totals	72		5859	0	14	120	206	109	55	93.5	21.51	1	9	110	185	102	61	94.3	22.34

